


# *Medieval Dagger Play IV:*

## Fiore's Guide to Getting Close to Your Friends



Master Llwyd Aldrydd, OP, OD, OL

[BaronLlwyd.org](http://BaronLlwyd.org)

[LearnFiore.org](http://LearnFiore.org)

[BaronLlwyd@gmail.com](mailto:BaronLlwyd@gmail.com)

<https://www.youtube.com/@learnfiore>



# Class Slides and Videos

- These slides and videos are available for download now at both [LearnFiore.org](http://LearnFiore.org) and [BaronLlwyd.org](http://BaronLlwyd.org)
  - Slides without video
  - Video without slides
- The recording of this class will also be posted and linked in a few days
- Lots of other Fiore sections are available in video and/or slides





# Gear and Safety

- A variety of dagger simulators are available
  - Purpleheart Wooden daggers \$24:  
[https://www.woodenswords.com/product\\_p/sw.dr.oak.htm](https://www.woodenswords.com/product_p/sw.dr.oak.htm)
  - Cold Steel Roundel dagger (bottom) is \$12 from Amazon: <http://amzn.to/2x2QdB8>
- **Eye protection is *very important*** even in slow practice due to lots of strikes at the face
- We don't use our thumbs when grabbing to reduce risk of injury
- Due to grappling, most plays are not SCA appropriate





# Sources used

- Images from Getty Museum


<https://www.getty.edu/art/collection/object/103RW1>

- Translations by Colin Hatcher

*The Flower of Battle: MS Ludwig XV13* by Colin Hatcher (Translator), Tracy Mellow (Designer), ISBN-13: 978-0984771684

or: [https://wiktenauer.com/wiki/Fiore\\_de%27i\\_Liberi](https://wiktenauer.com/wiki/Fiore_de%27i_Liberi)

- Photos and Video from our [LearnFiore.org](https://LearnFiore.org) website




# Fiore's Dagger

- Five postas (Getty pg 9r)
- Two introduction pages (pg 9v-10r)
- **19 pages of plays (76 plays on 10v-18v, 38r&v)**
  - Most plays have one fighter with a dagger and one unarmed
- Parts 1-3 of the series had the first 60 plays with plate, text, and video covering the 1<sup>st</sup> - 6<sup>th</sup> remedy masters with all of their students and counters
- This class, part 4, covers the last 16 plays incorporating masters 7-9



## Plate 61: (17r-a) 7<sup>th</sup> Remedy Master



I am the Seventh [Dagger Remedy] Master and I play with arms crossed. And this cover is better made when armored than unarmored. The plays that I can do from this cover are the plays that came before me, especially the middle bind which is the third play of the first Dagger Remedy Master. Also I can turn you by pushing your right elbow with my left hand. And I can strike you quickly in the head or in the shoulder. This cover is better for binding than any other cover, and is a very strong cover to make against the dagger.



## Plate 62: (17r-b) Counter Master

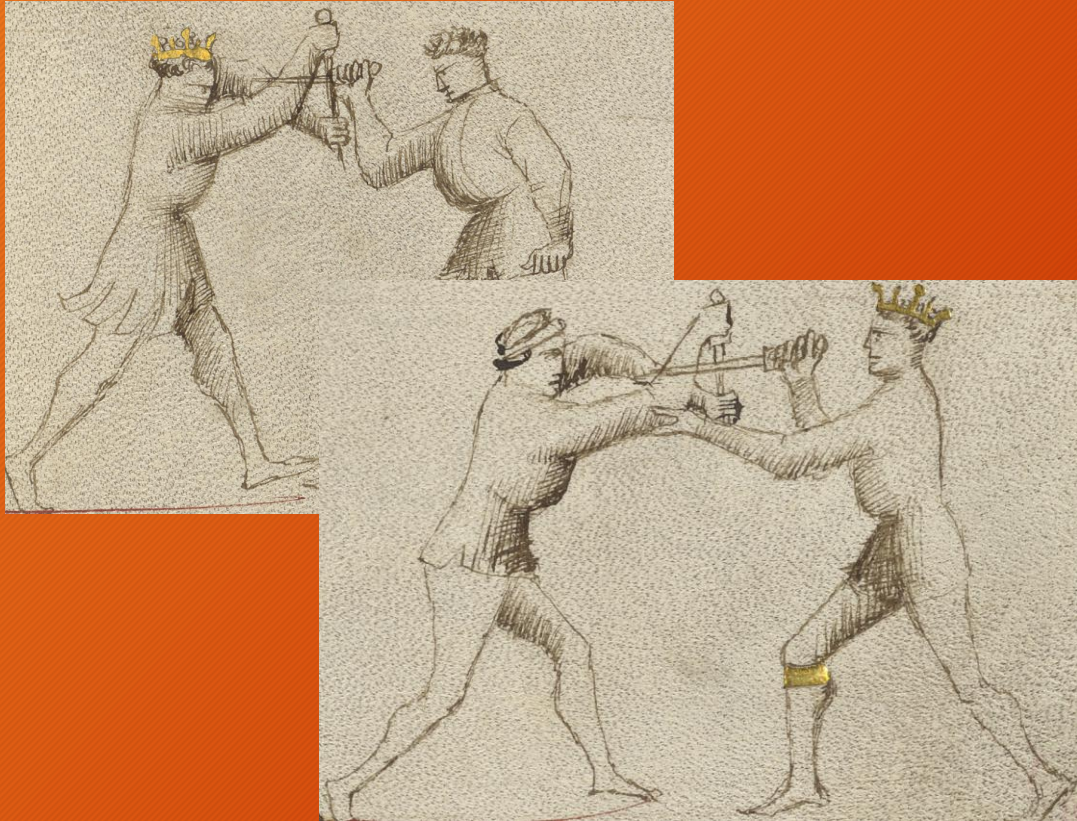


This is the counter remedy to the plays of the Seventh [Dagger Remedy] Master who came before me. **With the push that I make to his right elbow**, let me tell you that this counter-remedy is good against all close range plays of the dagger, the poleaxe, and the sword, whether in armor or unarmored. And **once I have pushed his elbow I should quickly strike him in the shoulder.**

PD version's Master has reversed feet




# Plate 61-62: (17r-a&b) 7<sup>th</sup> Remedy Master & Counter





## Plate 63: (17r-c) 8<sup>th</sup> Remedy Master




I am the Eighth [Dagger Remedy] Master and I **cross with my dagger**. And this cover is good both armored or unarmored. And some of my plays are shown before me, and some are shown after me. In the play that is shown before me, three plays back, the *Zugadore* was struck in his hand with the point of his opponent's dagger. Similarly in this play I **could strike downwards to his hand just as in the earlier play I struck upwards to his hand**.

Also, I **could seize his hand at the wrist with my left hand, and then strike him hard with my right hand**, just as you will find demonstrated by the ninth student of the Ninth [Dagger Remedy] Master, who strikes the *Zugadore* in the chest. Also, I **could do the last play that follows after where I drop my own dagger and take his**.




# Plate 63: (17r-c) 8<sup>th</sup> Remedy Master





## Plate 64: (17r-d) Counter Master



I am the counter-remedy to the Eighth [Dagger Remedy] Master that preceded me, and to all of his students. If I extend my left hand to his elbow, I can push it so strongly that I can strike him obliquely. Also, as I make him turn I can throw my arm around his neck and hurt him in a variety of possible ways.



# Plate 64: (17r-d) Counter Master





## Plate 65: (17v-a) 1<sup>st</sup> Student



This is a guard that is a strong cover in armor or unarmored. It is a good cover because from it **you can quickly put your opponent into a lower lock** or “strong key.” This is what is depicted by the sixth play of the Third [Dagger Remedy] Master who defends against the reverse hand strike and who uses his left arm to bind the *Zugadore*’s right arm.



## Rewind: Plate 31: (14r-c) 5<sup>th</sup> Student



This is called the lower lock, also known as the “strong key”, and from this bind I can kill you, whether you are armoured or unarmoured, because from here I can strike you in all of your most vulnerable places. And no one can escape from this bind. And if you are put into it, as depicted in the drawing, there you will remain enduring much pain and suffering.



## Plate 66: (17v-b) 2<sup>nd</sup> Student and Counter




This cover that I make like this with **arms crossed** is good in armor or unarmored. And my play puts the Zugadore into the lower lock, which is also called the “strong key,” which the scholar who preceded me told you about, namely the sixth play of the Third Master who defends with his right hand against the reverse hand strike. And **this play is made similarly to the play that immediately preceded me, but is begun in a slightly different way.**

**And our counter-remedy again is the elbow push.**

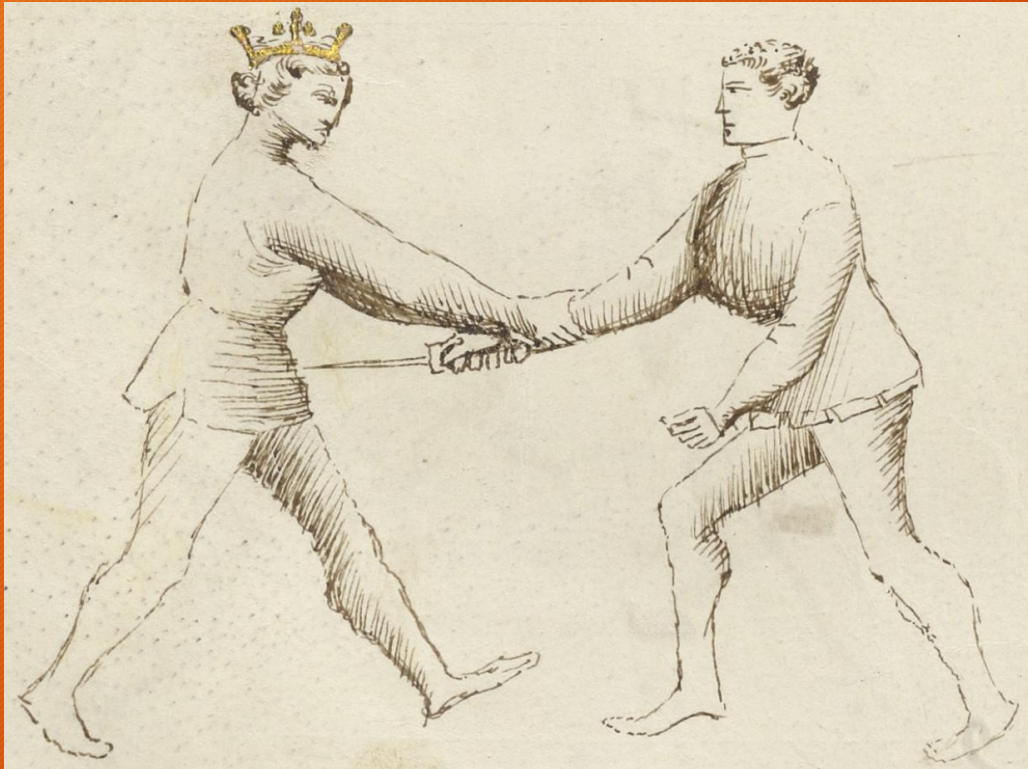


# Plates 65&66: (17v-a) 1<sup>st</sup>, 2<sup>nd</sup> Student & Counter





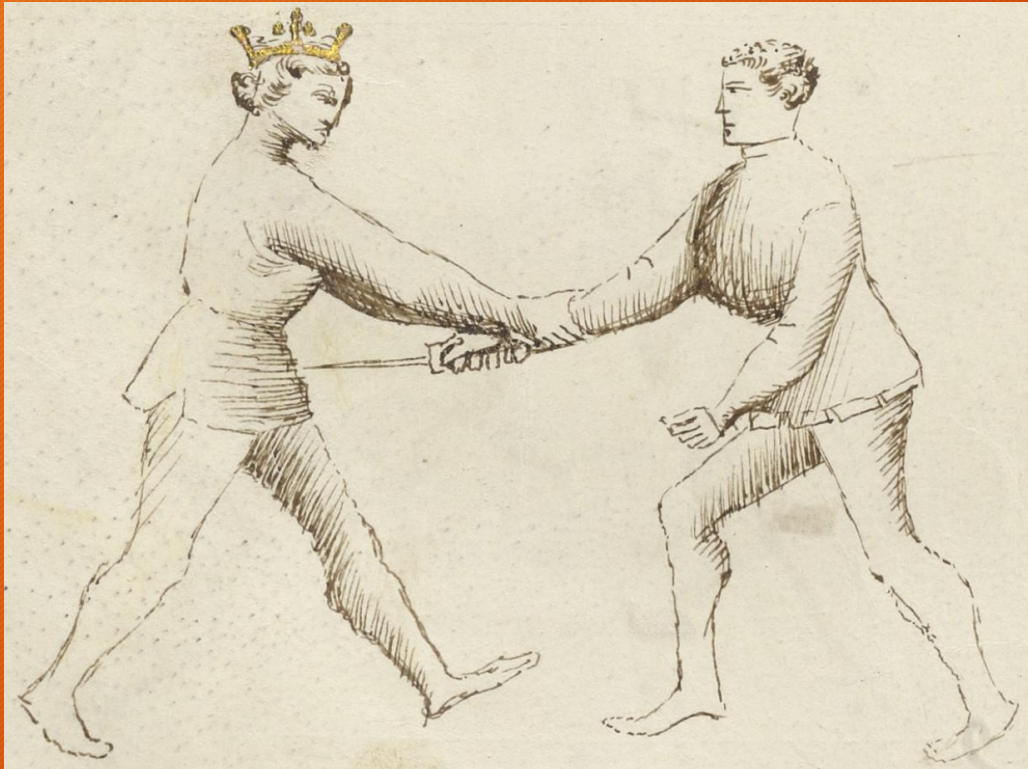
## Plate 67: (17v-c) 9<sup>th</sup> Remedy Master



I am the Ninth King [and Dagger Remedy Master] and I no longer have a dagger. And this grip that I make from the low attack is similar to the grip made by the Fourth King [and Dagger Remedy Master], only this one is made against the low attack instead of the high attack, and my plays are not the same as his. This grip is good whether in armor or unarmored, and from it you can make many good strong plays, as shown below. Whether in armor or unarmored there is no doubt of their effectiveness.



# Plate 67: (17v-c) 9<sup>th</sup> Remedy Master





## Plate 68: (17v-d) 1<sup>st</sup> Student



I have followed on from the grip of the Ninth [Dagger Remedy] Master. Taking my right hand from the grip, I seize your dagger as shown and I rotate it upwards close to your elbow. And I will then thrust the point into your face for certain, or I will deal with you as the next student will demonstrate.



# Plate 68: (17v-d) 1<sup>st</sup> Student





## Plate 69: (18r-a) 2<sup>nd</sup> Student



I complete the play of the student who came before me, and from his grip this is how he should finish his play. Other students will make different plays from his grip. Watch those who follow, and you will see their techniques.




## Plate 69: (18r-a) 2<sup>nd</sup> Student





## Plate 70: (18r-b) 3<sup>rd</sup> Student

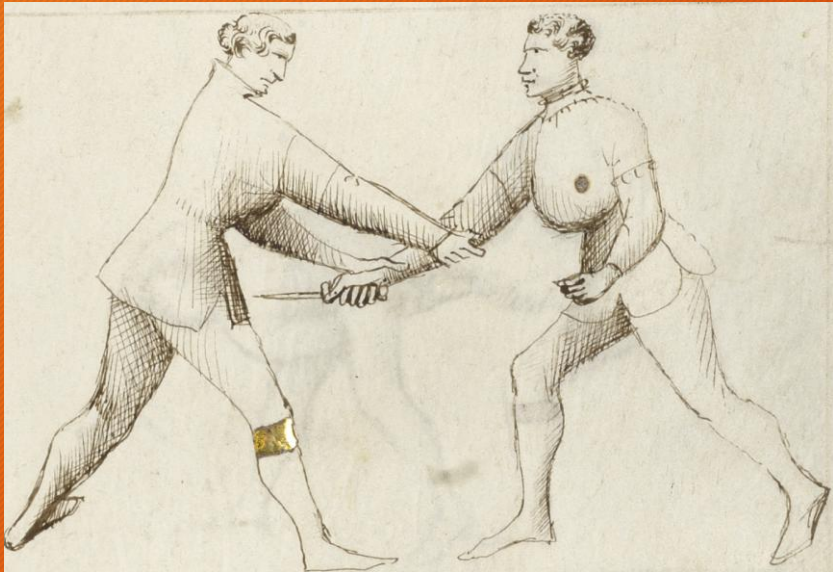


My Master's grip has already been demonstrated. Here my right hand leaves his grip. And if I grip you under your elbow, I can dislocate your arm. And also from this grip I can put you into a bind, namely the “strong key” [lower bind], which is one the third King and [Dagger Remedy] Master showed in his plays In his sixth play he shows you how this one is done.

PD: Scholar feet reversed



# Plate 70: (18r-b) 3<sup>rd</sup> Student





# Plate 71: (18r-c) 4<sup>th</sup> Student



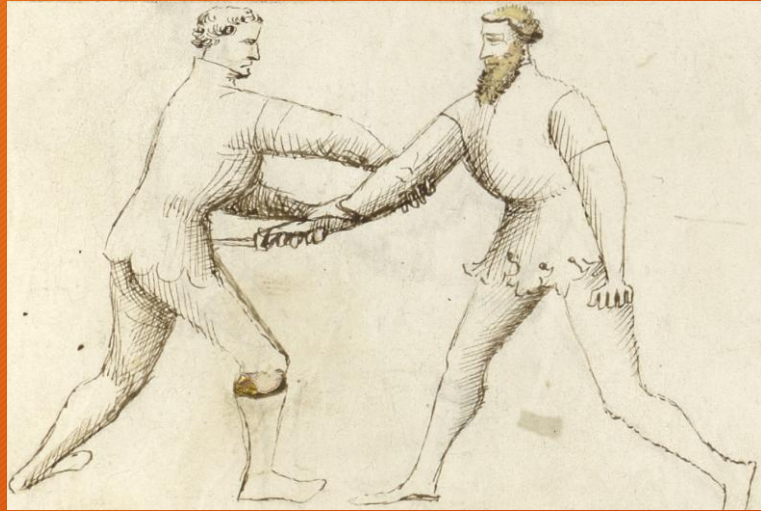
De questo mio magistro lo pmo suo scolar

I have arrived at this position from the grip of my Master [Ninth Dagger Remedy Master], and I do not remain in this grip but move into the lower bind, also known as the “strong key.” This I can do without difficulty, and I can then easily take your dagger.

PD: Scholar feet reversed



# Plate 71: (18r-c) 4<sup>th</sup> Student





## Plate 72: (18r-d) 5<sup>th</sup> Student



I have not abandoned the grip of my Master [the Ninth Dagger Remedy Master], but I have quickly entered under his right arm, to dislocate it with this grip. I can do this whether he is wearing armor or not, and once I have him held from behind and in my power, I will show him no mercy as I hurt him.



## Plate 72: (18r-d) 5<sup>th</sup> Student





## Plate 73: (18v-a) 6<sup>th</sup> Student



I did not abandon the grip of my Master [the Ninth Dagger Remedy Master] and the *Zugadore* saw that he could not break my grip on his arm. And as he pressed downwards towards the ground with his dagger, I quickly reached through his legs from behind and grabbed his right hand with my left hand. And once I had a good grip on his hand, I passed behind him. And as you can see in the picture, he cannot dismount his own arm without falling. And I can now also do the play that follows me. If I let go of the dagger with my right hand, and I grab his foot I will send him crashing to the ground, and I cannot fail to take his dagger.



## Plate 74: (18v-b) 7<sup>th</sup> Student



The student who preceded me performed the first part of this play, and **I make the finish by driving him into the ground**, as has already been explained. Although this play is not commonly performed in the art, I wish to show you that I have a complete knowledge of it.



# Plates 73&74: (18v-a) 6<sup>th</sup> and 7<sup>th</sup> Students





## Plate 75: (18v-c) 8<sup>th</sup> Student



I made the cover of my Master [the Ninth Dagger Remedy Master] and then quickly I gripped him in this way with my left hand. And then I drew my dagger and thrust it into his chest. And if I do not have time to draw my dagger, I will make the play that follows me.

(camera operation failure: no recording of this play)



## Plate 76: (18v-d) 9<sup>th</sup> Student and Counter



With this play I complete the play of the student who preceded me, who left his [sheathed] dagger where it was and instead **decided to take your live dagger**. I have already explained how this play is performed.

The Counter-remedy to this Ninth [Dagger Remedy] Master's play is as follows: when the *Zugadore* with his left hand has seized your right hand that has the dagger, then **you should quickly seize your dagger near the point and strongly draw or pull it back towards you so that he has to let go of it, or alternately press the dagger point into his elbow to make him think twice.**



# Plate 76: (18v-d) 9<sup>th</sup> Student and Counter





# Bibliography - The Manual Itself

*Il Fior Di Battaglia: MS Ludwig XV 13*, Fiore Dei Liberi , ISBN 978-9527157114, \$30. [Buy it on Amazon](#) Facsimile of book with original Italian




*The Flower of Battle: MS Ludwig XV13*, Hatcher, Colin and Mellow, Tracy, ISBN 978-0984771684, \$40. [Buy it on Amazon](#) Fiore's manual with text replaced by typed English in similar font.

*Flowers of Battle: The Complete Martial Works of Fiore dei Liberi*

- [Volume One: The Getty Manuscript and Historical Context](#), ISBN: 978-1-937439-18-7, \$125.
- [Volume Three: The Florius Manuscript](#), ISBN: 978-1-937439-19-4 , \$100.


Buy at [freelanceacademypress.com](http://freelanceacademypress.com). Each page presented as a facsimile with translation on opposite page, plus lots of background information

Amazon links are affiliate links





# Bibliography - Interpretations



*Fiore dei Liberi's Armizare: The Chivalric Martial Arts System of Il Fior Di Battaglia*, Charrette, Robert N., ISBN: 978-0-9825911-7-8, \$40. [Buy it on Amazon](#)

*Mastering the Art of Arms Series by Guy Windsor*

Vol. 1: *The Medieval Dagger*, ISBN: 978-1937439033, \$24. [Buy it on Amazon](#)

Vol. 2: *The Medieval Longsword*, ISBN: 978-9526819327, \$30. [Buy it on Amazon](#)

Vol. 3: *Advanced Longsword: Form and Function*, ISBN: 978-9527157060, \$30. [Buy it on Amazon](#)

*From Medieval Manuscript to Modern Practice: The Longsword Techniques of Fiore dei Liberi*, Windsor, Guy, ISBN-13 : 978-9527157558, \$25. [Buy it on Amazon](#)




# Learn Fiore Study Group

Website: [LearnFiore.org](https://LearnFiore.org)

YouTube channel: <https://www.youtube.com/@LearnFiore>



**Learn Fiore**  
*Using Fiore del Liberi's Combat techniques in the SCA*



[Home](#) [Articles & Flash Cards](#) [Photos & Videos](#) [Classes](#) [Other Resources](#) [F.A.Q.](#) [About Us](#)

**Virtual Pennsic University**  
Posted on July 18, 2020 by LearnFiore

With the SCA's largest annual gathering, Pennsic, canceled for 2020 due to Covid-19, various virtual partial replacements are being set up.

Pennsic University is being virtualized as a temporary YouTube channel that people can submit videos to. We have submitted a merged version of our Applying Fiore to SCA Combat videos (our group's channel has it in two parts, VPU will have it in one part). There should be lots and lots of other cool classes on all areas of interest to the SCA. [You can find VPU on YouTube here.](#)





**Quote The Master:**  
"I am the sword and I am lethal against any weapon; lances, axes and dagger are worthless against me.... Come against me and feel the pain."

**Recent Posts**

- [Virtual Pennsic University](#)
- [New Videos on Fiore Fundamentals Posted!](#)
- [Happy New Year!](#)
- [University, Feb 2, 2019](#)
- [Using Fiore in SCA Combat video posted](#)

**Introduction to Learn Fiore** ▶ [PLAY ALL](#)

Some introductory videos explaining our purpose, our sources, our tools, and some safety issues. Some introductory videos explaining our purpose, our sources, our tools, and some safety



**Welcome**  
Learn Fiore  
145 views • 4 years ago




**Books**  
Learn Fiore  
54 views • 4 years ago

**Swords**  
Learn Fiore  
78 views • 4 years ago

**Safety**  
Learn Fiore  
29 views • 4 years ago

**Using Fiore** ▶ [PLAY ALL](#)

Videos on analyzing Fiore's approach and drilling skills to use that approach. Videos on analyzing Fiore's approach and drilling skills to use that approach.



**Practice and Drills**  
Learn Fiore  
145 views • 4 years ago

**Using Fiore in SCA Combat Part 1**  
Learn Fiore  
54 views • 4 years ago

**Using Fiore in SCA Combat Part 2**  
Learn Fiore  
78 views • 4 years ago